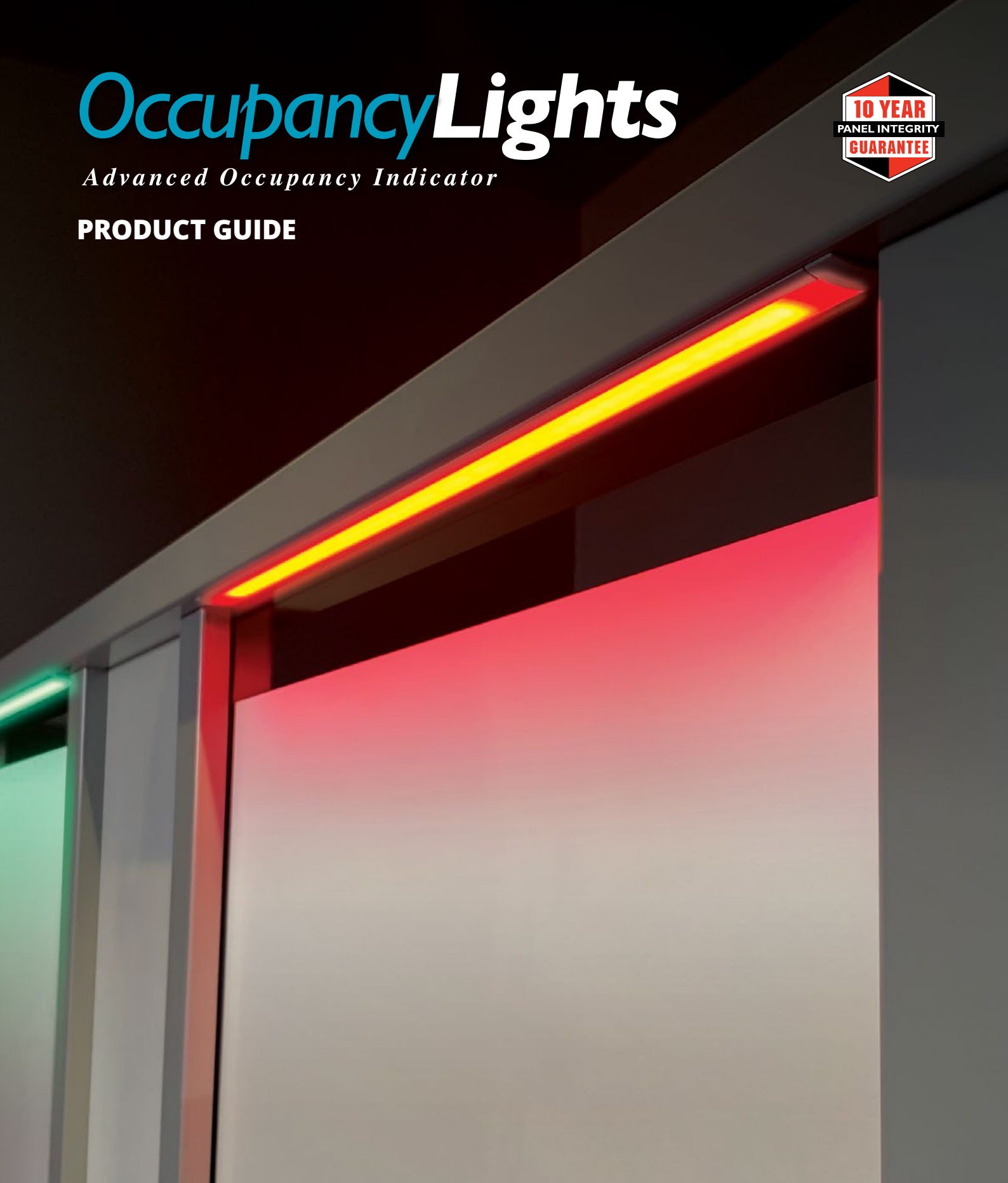


OccupancyLights

Advanced Occupancy Indicator



PRODUCT GUIDE



Occupancy Lights

Advanced Occupancy Indicator



Resco Occupancy lights are developed with our Storm system to clearly show the user if a cubicle is occupied or vacant, using the door lock to control the occupancy indicator. Perfect for ablution areas with high use.

The StormCube Occupancy Light stands out with its bold lines and strong design. It is ideal for public toilets in High use areas combining the benefits of Compact Laminate and a substantial aluminium framework.

Recommended for

- Public toilets
- Sport and Recreational areas
- Stadiums
- Shopping Centres
- Holiday parks and Caravan sites
- Offices
- Hotels and accommodation complexes
- Restaurants and Bars

Features

- LED lights to clearly show if cubicle is occupied or vacant
- Designed with the Storm cubicle system
- Compact Laminate panels provide solutions for toilet, shower and any other wet area situations
- Resco Antibac Panels and antimicrobial hardware components are standard features, exclusive in New Zealand
- All Resco Compact Laminate panels and most hardware contain silver ion antimicrobial technology that continuously destroys harmful bacteria, for the lifetime of the panel and hardware
- New Zealand's largest range of Compact Laminate colour and finishes
- Custom made cubicles
- Easy to clean (cleaning time notably reduced) and low maintenance
- Durable easy clean design
- Certified Greenguard Gold, complies with GreenStar and Living Building challenge

Standard Materials and Manufacture

- Each module needs power which gets converted to a safer 24v DC
- 13mm Resco Antibac Compact Laminate panels



- Antimicrobial hardware including slide lock indicator
- Striker that incorporates the switch
- Strong headrail, supported by rebated aluminium stiles either side of the doors
- Standard cubicles are recommended in an open-in door option

Edge Treatment

- No edging is required as Compact Laminate is a finished product; simple furniture oil enhances the black edge.
- Resco Antibac Panel will not delaminate

Options

- Shower seats and brackets
- Privacy and modesty screens to match your colour choice
- Sliding doors for accessible cubicles
- Diverse layouts including wall to wall, return cubicle or tailored to suit
- Woodgrain panels, Metallic panels and Primary colour panels



Occupancy Lights

Advanced Occupancy Indicator



Colours

Red to show occupied,
Green to show Vacant.

Panel Colours

Resco has NZ's biggest colour range.
For a full list go to:

www.resco.co.nz/colours

See the website or call for colour options
and samples. **Aluminium colours**

Aluminium extrusions are available in any
of the Interpon powder coating colour
range. Our standard colour is Silver Pearl.

For a full list go to:

www.resco.co.nz/colours

See the website or call for colour options
and samples.

Antibacterial Panel

StormCube is available in our exciting
new Compact Laminate panel "Antibac"
made with cutting-edge antimicrobial
technology that continuously destroys
bacteria, viruses and fungi for the lifetime
of the panel.

RESCO
ANTIBAC PANEL
Lifetime Protection

Dimensions

As cubicles are custom made to your
measurements, depths and widths can be
varied to suit, while complying with the
New Zealand building code.

The StormCube standard dimensions are:

- Height 2000mm with 160mm floor clearance
- Depth 1600mm-1900mm (1900mm for accessible)
- Standard cubicles are recommended in an open-in door option
- Standard cubicle doors are 610mm (opening is 585mm)
- Accessible cubicle doors are 810mm (opening is 785mm)
- Sliding doors are also available

Durability and Maintenance

- Compact Laminate panels equal an extended life
- Resco Antibac panel and Antimicrobial hardware surfaces kill bacteria, viruses and fungi for the lifetime of the product

- Tough and durable, Resco products are perfect for high traffic locations, and because our panel is impervious to water it is ideal in wet areas
- Easily cleaned with a mild detergent
- 10 year guarantee on panel integrity and 2 years on hardware
- Proven graffiti-resistant surface


Lead Time

If your panels are in stock, once dimensions are confirmed, lead time can be as fast as a few weeks. If you choose the Designer colour range, this is ordered in and has a 12 - 16 week lead time.

Contact our team for accurate lead times.

Installation

Resco has an installation service available nation wide.



RESCO

Occupancy Lights

Advanced Occupancy Indicator



Washroom Accessories

These are the perfect accessories for Resco cubicles. Ask us for a free, bespoke summary of quantities required, based on the size of your facility.



Double Jumbo Toilet Roll Dispenser
ML841-DBL



Ellipse Paper Towel Dispenser
ANMB-725AR




Compact Laminate Folding Shower Seat
ML995-CL



Eclipse Auto Operation Hand Dryer
ML-ECLIPSE05-SS



EcoMo Auto High Speed Hand Dryer
ML-ECOMOROUND-SIL



90° Flush Mount Side Wall Grab Rail
ANMB-MLR103-X & ANMB-MLR104X



Vertical Soap Dispenser
ML605AS-N



Recessed Horizontal Baby Change Station
ML-8200REC



Unisex Sign
ML16211-SS

Series 5000
Standard Cubicle System

StormCube
Advanced Cubicle System

MultiCube
Suspended Cubicle System

KindyCube
Child Priority Cubicle System

MultiCom
Advanced Wall Fixing

Screens
Perfect for high use areas

Vanities
Perfect for high use areas

BioLab
Medium Grade

ChemLab
High Grade

RESCO

Ablution Solutions

Contact

For pricing, email your plans or drawings to service@resco.co.nz
For Building Information Modelling, please call our sales team to discuss your project's requirements. Call Resco on **0800 800 950** for our full range, or visit our website www.resco.co.nz go to Products, Cubicles and StormCube-FH.

