

## PRODUCT GUIDE



AsureQuality Auckland



**RESCO**  
Ablution Solutions

BioLab ChemLab

Using a specialised Compact Laminate, MultiLab® is the perfect solution for laboratory benches. Its exceptional finish is resistant to water, most chemicals, stains, impact and heat (up to 180c), making it ideal for laboratory and commercial use.

Resco offers two laboratory bench options. Check our performance Data Sheets (which include comprehensive testing results) and speak to our team to ensure the right choice for your particular application.

## BioLab

Using a specialised Compact Laminate, Resco's BioLab is the perfect solution for medium grade laboratories. It's exceptional finish is resistant to chemicals, water, stains, impact and heat (up to 180c), making it ideal for laboratory and commercial use.

## ChemLab

Resco's ChemLab is the ultimate laboratory benchtop for high chemical use. The Electron Beam Cured (EBC) surface, gives it an extra stain resistance and high hygiene, making it the only choice for demanding laboratory environments.

## Recommended for

- Schools
- Universities
- Health facilities
- Hospitals
- Commercial buildings
- Research laboratories
- Biological laboratories

## Features

- 10 year guarantee on Panel Integrity
- Chemical resistant
- Impact resistant
- Scratch resistant
- Heat resistant
- Hygienic, water resistant, easy to clean surface

## Edge Treatment

- Bull Nose
- Flat bevelled edge



SCL Labs Wellington Hospital

## Colours

### Resco BioLab

- Grey (stocked) with 14 other colour options (non stocked)

### Resco ChemLab

- Black, Grey and White (stocked)

## Standard Materials and Manufacture

- 16 mm Compact Laminate panels
- Customised to your dimensions

## Dimensions

As Lab benches are tailored to your measurements, depths and widths can be varied to suit most requirements.

### Resco BioLab

- 3670mm x 1850mm x 16mm

### Resco ChemLab

- 3670mm x 1530mm x 16mm

## Lead Time

If benches are in stock, once dimensions are confirmed, lead time can be as fast as a few days.

Contact our team for accurate lead times.



## Installation

Resco can machine the tops and supply them to your preferred joiner, or customers can install themselves as benches can be delivered to site.

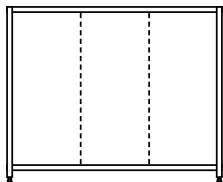
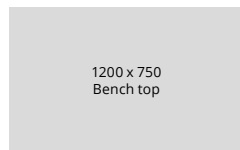


## Resco Multilab Module Options

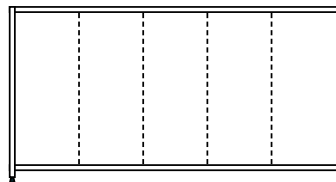
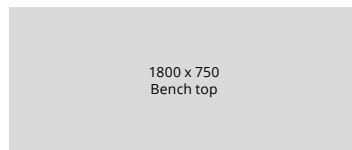
We can custom make any Laboratory bench top design, but can also supply Typical Laboratory Bench Tops with Frames and Modular options like shelves, cupboards and drawers to fit under these Bench tops. Tops can also have cut outs for sinks.

## Modular options for desks

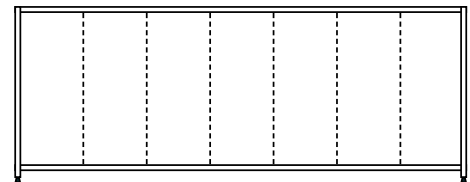
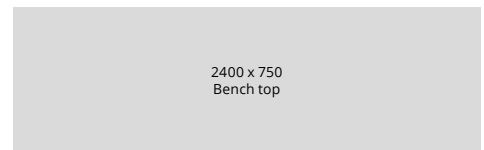
- Shelves
- Cupboards
- 2 Drawers
- 3 Drawers
- 4 Drawers



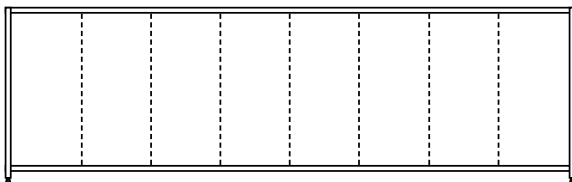
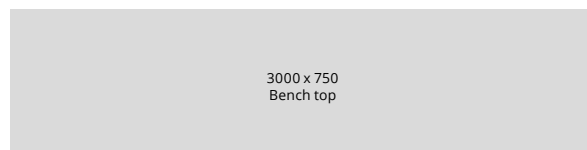
1100w x 900h x 650  
Module



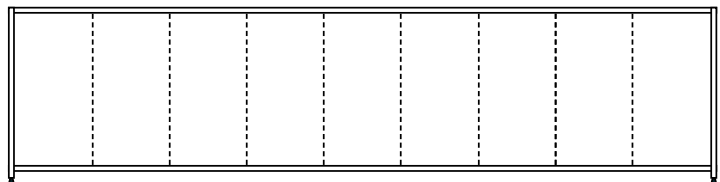
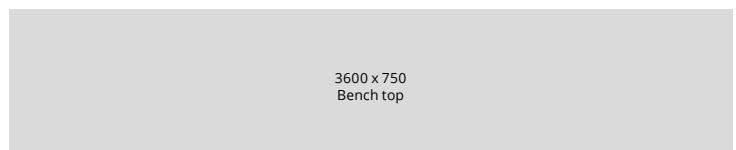
1700w x 900h x 650  
Module



2300w x 900h x 650  
Module



2900w x 900h x 650  
Module



3500w x 900h x 650  
Module



**Series5000**  
Standard cubicle systems

**StormCube**  
Advanced cubicle systems

**MultiCube®**  
Suspended cubicle systems

**KindyCube**  
Child friendly cubicle systems

**MultiCom®**  
Advanced wall panelling

**Screens**  
Perfect for high use areas

**Vanities**  
Perfect for high use areas

**BioLab**  
Medium Grade

**ChemLab**  
High Grade

# RESCO

Ablution Solutions

## Contact

For pricing, email your plans or drawings to [service@resco.co.nz](mailto:service@resco.co.nz)  
For Building Information Modelling, please call our sales team to discuss your project's requirements. Call Resco on **0800 800 950** for our full range, or visit our website [www.resco.co.nz](http://www.resco.co.nz) go to Products and Laboratory Benches.

